

# When WAD and WCAG come knocking on your door

Or how I  
stopped  
worrying and  
learned to love  
accessibility

Ragnhild Rein Bore  
Head of user insight and web development

Trine Ånerud  
Senior adviser

Image: Canstock



**Statistisk sentralbyrå**  
Statistics Norway

# STAGES



Apathy and  
resentment




Enlightenment and



Acceptanc  
e

**ACTION**



Empathy

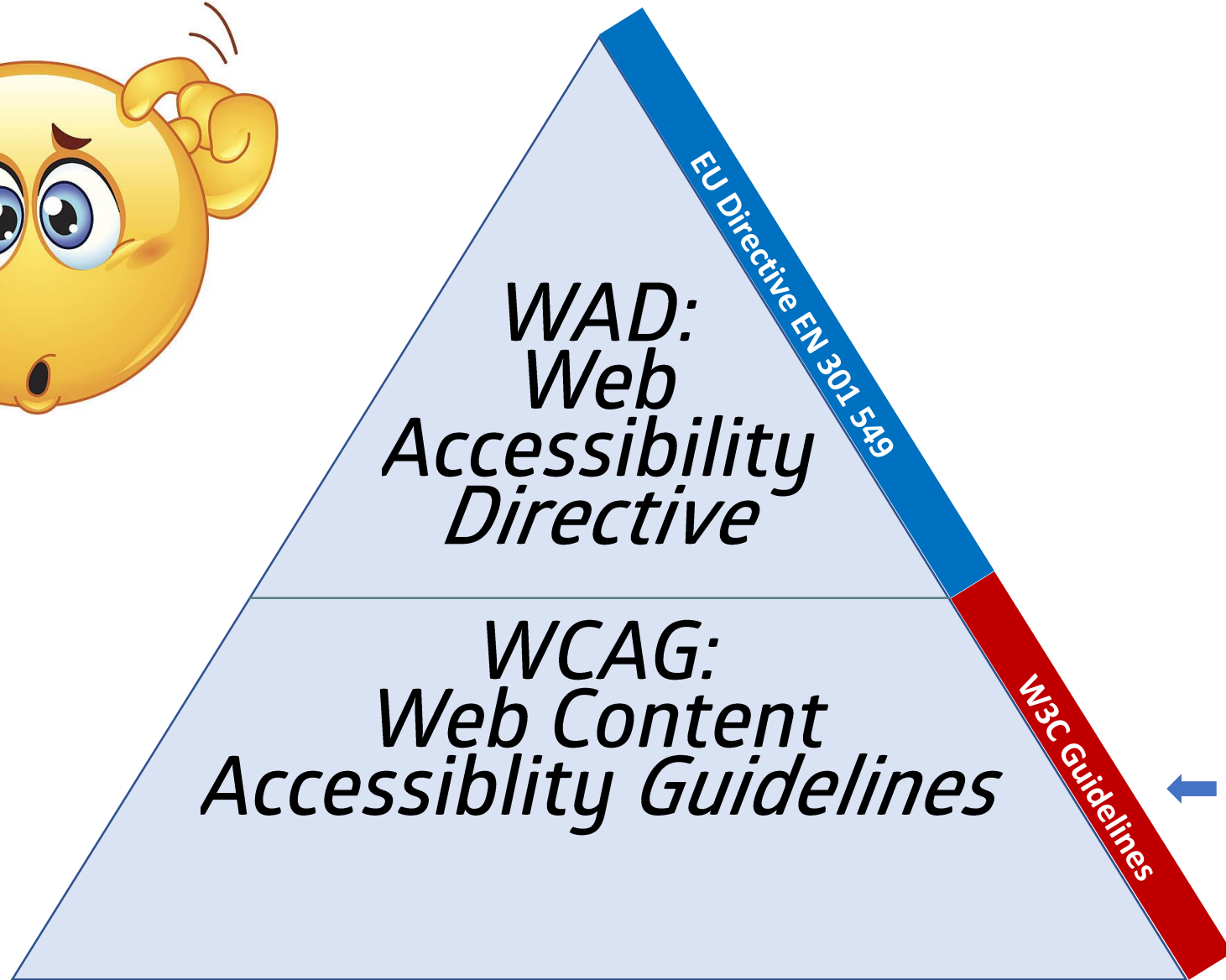


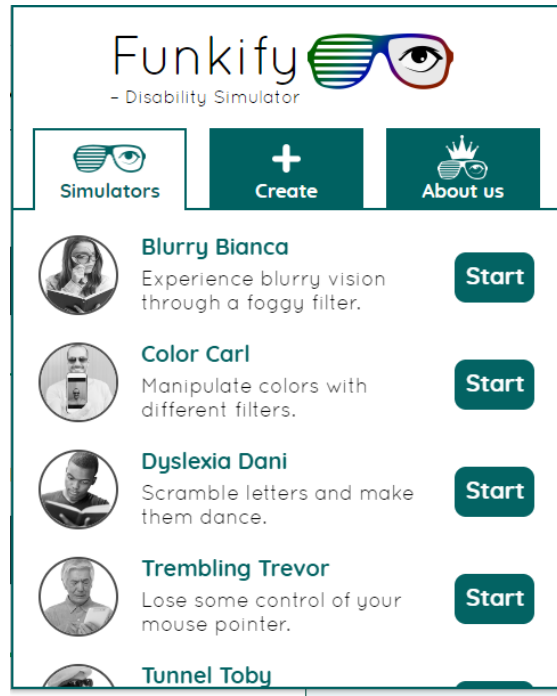


Image: Getty images

# What's the problem?

## Test it out with Simulator tools

- Blurry vision
- Color blindness
- Dyslexia
- Trembling
- Tunnel vision
- Etc.







Statistics Norway

[Research](#) [Data collection](#) [We are using cookies](#) [Norsk \(Bokmål\)](#)

[> Labour market, earnings & education](#) [> Population & housing](#) [> Health & society](#) [> Environment & transport](#) [> Business & technology](#) [> Economy](#)
[Home](#) / [Prices and price indices](#) / [Consumer prices](#) / [Consumer price index](#)

## Consumer price index

Updated: 11 July 2022

Next update: 10 August 2022

**Change in CPI**  
 June 2021 - June 2022

# 6.3%

 Download table as ... [v](#)

Consumer Price Index (2015=100)			
	Index	Monthly change (per cent)	12-month rate (per cent)
	June 2022	May 2022 - June 2022	June 2021 - June 2022
<b>CPI All-item index</b>	122.6	0.9	6.3
Food and non-alcoholic beverages	112.3	1.7	5.0
Alcoholic beverages and tobacco	115.0	0.3	3.3
Clothing and footwear	101.2	-0.6	2.1
Housing, water, electricity, gas and other fuels	128.5	0.2	8.3
Furnishings, household equipment and routine maintenance	125.5	-2.0	4.8
Health	117.5	0.1	2.2
Transport	130.3	3.2	11.7
Communications	116.0	0.2	-0.9
Recreation and culture	105.7	0.4	3.6

# Dyslexia simulator



## Consumer price index

Updated: 11 July 2022

Next update: 10 August 2022

Change in CPI  
June 2021 - June 2022

**6.3%**

Download table as ...

Consumer Price Index (2015=100)			
	Index	Monthly change (per cent)	12-month rate (per cent)
	June 2022	May 2022 - June 2022	June 2021 - June 2022
<b>CPI All-item index</b>	122.6	0.9	6.3
Food and non-alcoholic beverages	112.3	1.7	5.0
Alcoholic beverages and tobacco	115.0	0.3	3.3
Clothing and footwear	101.2	-0.6	2.1
Housing, water, electricity, gas and other fuels	128.5	0.2	8.3
Furnishings, household equipment and routine maintenance	125.5	-2.0	4.8
Health	117.5	0.1	2.2
Transport	130.3	3.2	11.7
Communications	116.0	0.2	-0.9
Recreation and culture	125.7	0.4	2.6

*Tunnel  
vision  
simulator*









# Other situational problems

- Bumpy bus trip
  - Need to buy the ticket with the app (with good size on the interaction elements).
- Forgot my reading glasses at home
  - Need to zoom up the text size.
- Baby on my arm
  - Can only navigate my mobile with one hand
- No PC-Mouse
  - Need to navigate with keyboard only.
- Headache
  - Need to get the web content read out loud





# *Apathy and resentment*

- «This is not my responsibility»
- “We are *not quite sure* what the rules mean”
- “We *think* we might be in compliance with the rules”

«This is too much work»

“No one blind is going to be reading this anyway”







# *Enlightenment and fear*

- «Someone needs to do something!»



# *Acceptance*

«I need to take responsibility for accessibility»



# *Taking action*

- *Get the higher ups invested*
- *Establish overall responsibility*
- *Establish an official cross-organisational team*
- *Establish a quality assurance method*
- *Define processes and document rules.*
- *Establish checklists and user test routines*
- *Educate people*





## *Empathy – a culture of accessibility*

- Still some way off our goal
- BUT – we see signs of a culture of accessibility



*Thanks!*