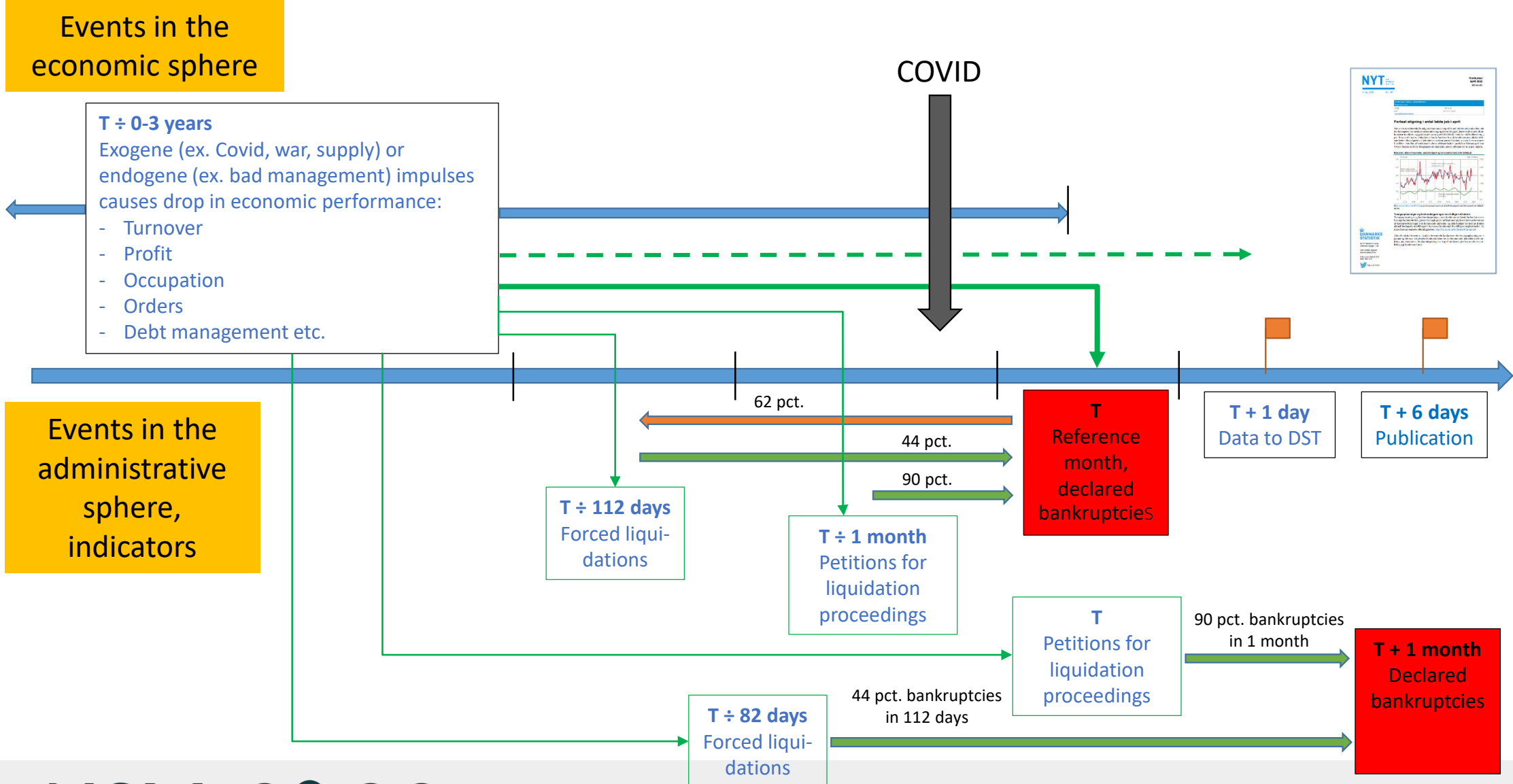


STATISTICS ON BANKRUPTCIES IN THE TIME OF CORONA, INVENTIONS AND DEVELOPMENTS

Søren Dalbro, Statistics Denmark, sda@dst.dk

Erik Fjærli, Statistics Norway, Erik.Fjaerli@ssb.no

The nature of bankruptcies in Denmark



From Rather Slow to Really Fast in Norway

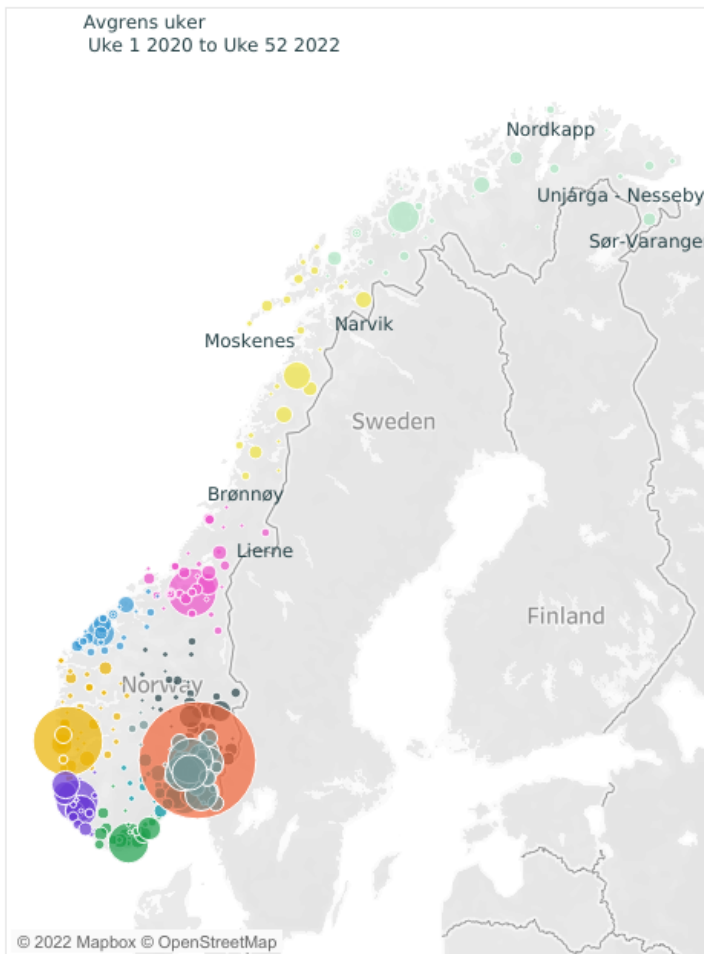
Standard procedure:		Experimental procedure:	
17th every month:	<ul style="list-style-type: none">• Business register delivers a file to Statistics Norway with firm ID for last month's bankruptcies• Manual data linking & controls• Publication at t+40 days	Every morning at 8 am:	<ul style="list-style-type: none">• Automatic data collection• Automatic data linking & controls• No manpower involved

Untraditional publication channels – new opportunities: Tableau Public (not updated any more)

- [Bankruptcies weekly](#)

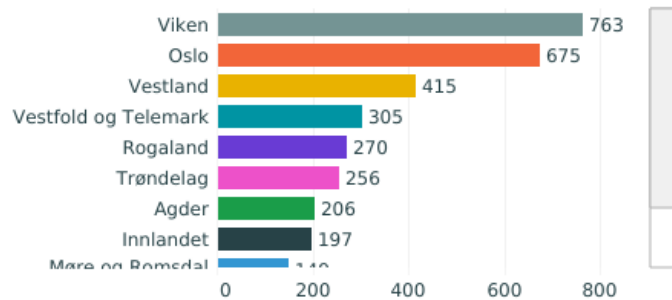
Konkurser etter kommune

Her vises aggregerte tall fordelt på kommuner (i henhold til gammel kommunestruktur 2019). I utgangspunktet vises tall for de siste 12 ukene med publiserte tall, men dette kan endres i boksen "Avgrens uker". Du kan zoome i kartet og lese av verdier ved å holde markøren over sirklene.

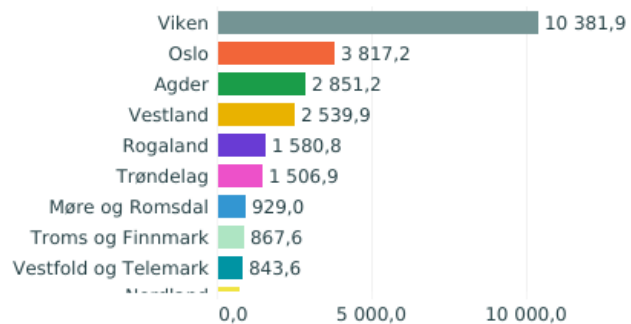


Antall konkurser. Fylker

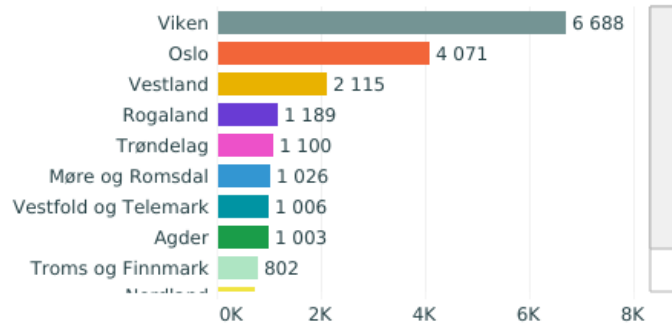
Klikk på en stolpe for å avgrense visningen i kartet.



Omsetning foretak som gikk konkurs. Fylker



Ansatte i foretak som gikk konkurs. Fylker



Innovation Drivers and Innovation Barriers: Learnings from an exceptional event

- Taalbi (2017): Most innovations are driven by discrete events, history-specific problems and new technological opportunities
- «Necessity is the mother of innovation»
 - But agile users are needed -as well as agile producers
 - Communication and cooperation
- The importance of skilled and motivated coworkers